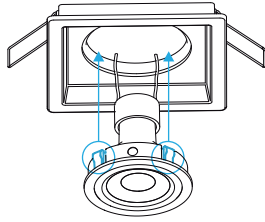


EMBUTIDO MR16 E MR11

SAVEENERGY
LED AUTHORITY

**SISTEMA
CLICK**

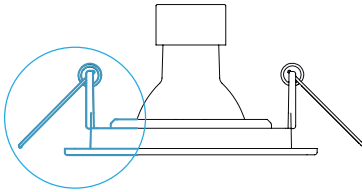


**FOCO
ORBITAL**

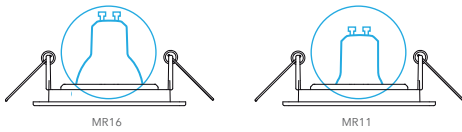


**INSTALAÇÃO
ATRAVÉS DE
MOLAS**

* Molas Inclusas



**COMPATÍVEIS
COM AS LÂMPADAS
MR11 E MR16**

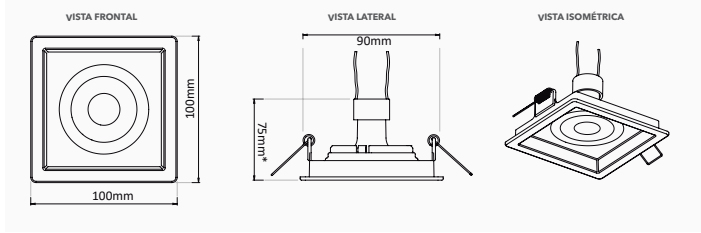


SKU	MODELO	FACE	COR
SE-330.960	REDONDO	PLANA	●
SE-330.956	REDONDO	PLANA	○
SE-330.961	REDONDO	RECUADA	●
SE-330.957	REDONDO	RECUADA	○
SE-330.957	REDONDO	RECUADA	
SE-330.958	QUADRADO	PLANA	●
SE-330.954	QUADRADO	PLANA	○
SE-330.959	QUADRADO	RECUADA	●
SE-330.955	QUADRADO	RECUADA	○
SE-330.1197	QUADRADO	RECUADA	●

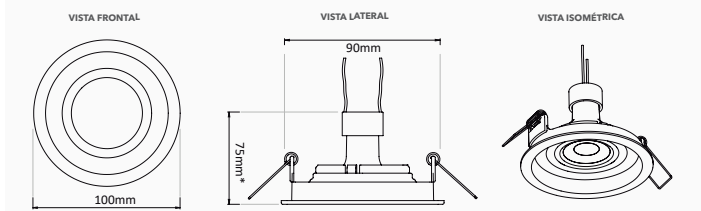
LÂMPADA VENDIDA SEPARADAMENTE.
SOQUETE GU10 INCLUSO.

DESENHOS TÉCNICOS

FACE RECUADA

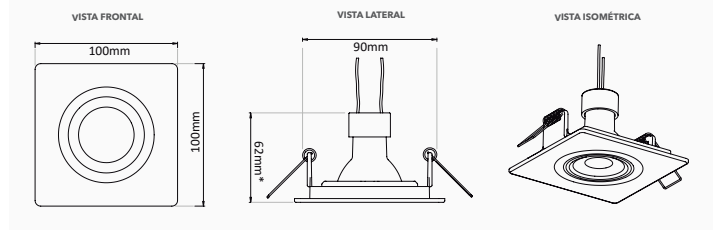


MODELO QUADRADO

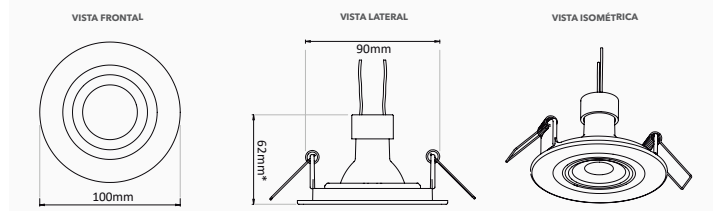


MODELO REDONDO

FACE PLANA



MODELO QUADRADO



MODELO REDONDO

*A profundidade do nicho pode variar de acordo com o modelo e marca da lâmpada utilizada.

PATENTE REQUERIDA.

UTILIZAR SOMENTE COM LÂMPADAS LED



ISO 9001:2015
FÁBRICA CERTIFICADA

FEITONOBRAZIL
Gera Empregos - Gera Segurança - Gira a Economia.